

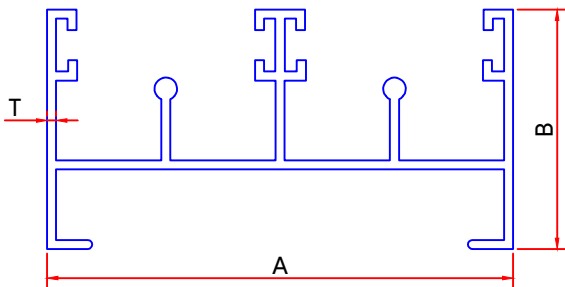


SLIDING SECTION

ARCHITECTURAL

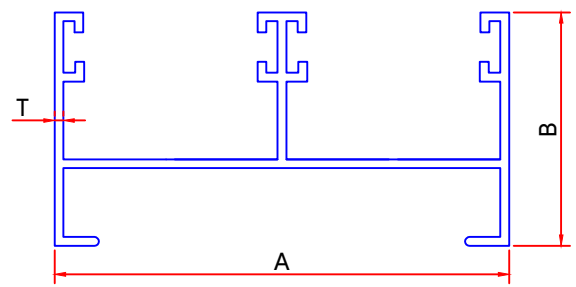
18 MM SLIDING WINDOW SECTION SERIES

2T BOTTOM



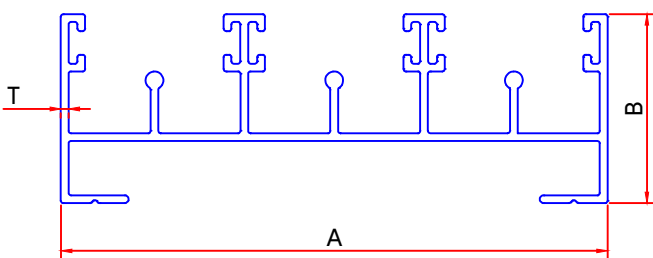
SEC. NO.	A	B	T	WEIGHT/12'
3070	61.60	31.50	0.90	1.80-2.30
3071	61.60	31.50	1.30	2.30-2.50
3072	61.60	31.50	1.50	2.50-3.00

2T TOP



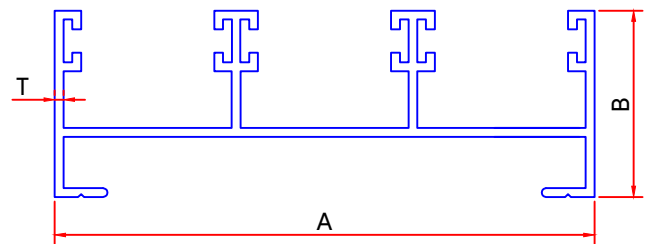
SEC. NO.	A	B	T	WEIGHT/12'
3040	61.60	31.50	0.90	1.80-2.30
3041	61.60	31.50	1.25	2.30-2.50
3042	61.60	31.50	1.50	2.50-3.00

3T BOTTOM



SEC. NO.	A	B	T	WEIGHT/12'
4030	92.00	31.50	0.70	2.40-3.00
4031	92.00	31.50	1.00	3.00-3.50
4032	92.00	31.50	1.10	3.60-4.00
4043	98.00	31.50	2.80	4.80-5.200

3T TOP



SEC. NO.	A	B	T	WEIGHT/12'
3080	92.00	31.50	0.90	2.80-3.00
3081	92.00	31.50	1.00	3.00-3.50
3082	92.00	31.50	1.10	3.50-4.00
3090	98.00	31.50	2.80	4.00-4.50

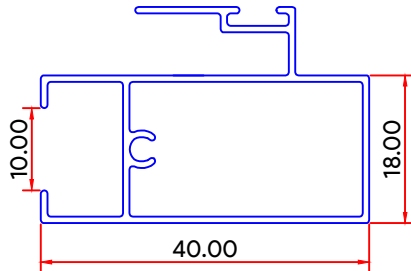


SLIDING SECTION

ARCHITECTURAL

18 MM SLIDING WINDOW SECTION SERIES

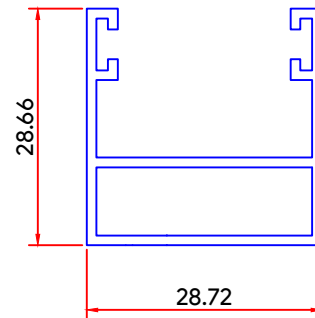
INTER LOCK



SEC. NO.	T	WEIGHT/12'
3010	0.80	1.250-1.50
3011	1.10	1.70-1.90
3012	1.30	2.00-2.20
3013	1.45	2.20-2.50
3014	2.00	3.10-3.30

SEC. NO. : JE-3011

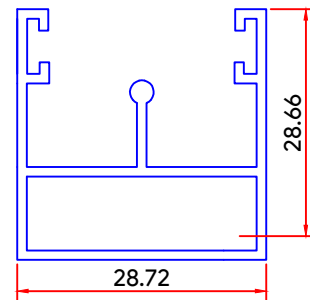
SINGLE TRACK TOP



WEIGHT. : 1.50-1.60 KG / 12'

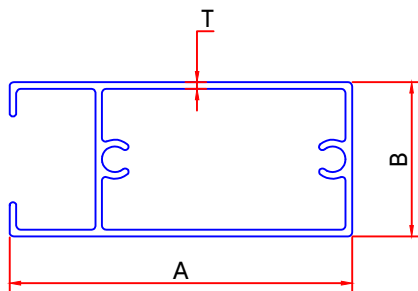
SEC. NO. : JE-3021

SINGLE TRACK BOTTOM



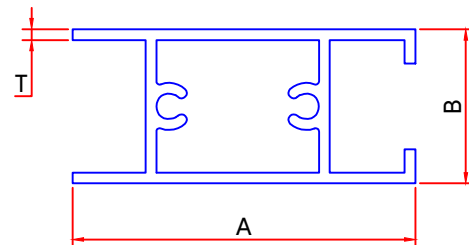
WEIGHT. : 1.50-1.60 KG / 12'

HANDLE



SEC. NO.	T	WEIGHT/12'
3018	0.65	0.85-1.00
3019	0.95	1.20-1.40
3020	1.25	1.50-1.70
3021	1.55	2.00-2.40
3022	2.00	2.50-2.80

TOP BOTTOM



SEC. NO.	T	WEIGHT/12'
3026	0.65	0.85-1.00
3027	0.95	1.20-1.40
3028	1.25	1.50-1.70
3029	1.55	2.00-2.40
3030	2.00	2.70-2.90

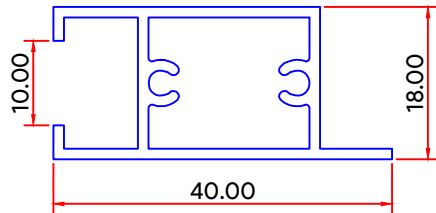


SLIDING SECTION

ARCHITECTURAL

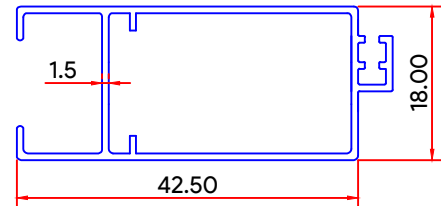
18 MM SLIDING WINDOW SECTION SERIES

TOP BOTTOM (SINGLE LEG)



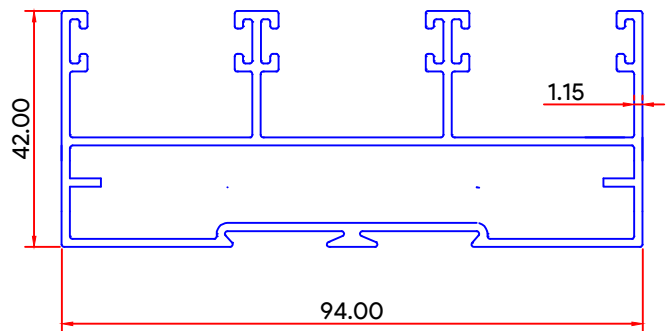
SEC. NO.	T	WEIGHT/12'
3005	1.09	1.30-1.60

SEC. NO. : 9973



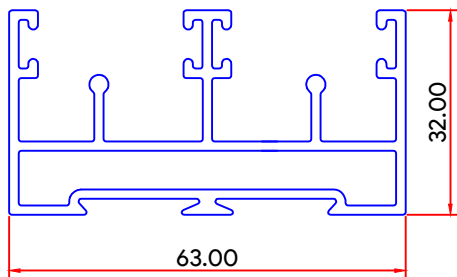
WEIGHT. : 1.200-1.40 KG / 12'

SEC. NO. : 3095



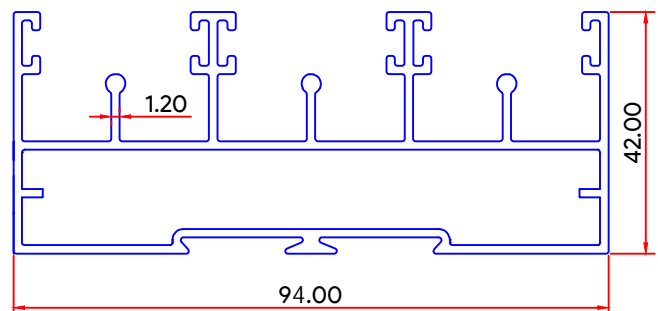
WEIGHT. : 4.60-5.00 KG / 12'

SEC. NO. : 3066



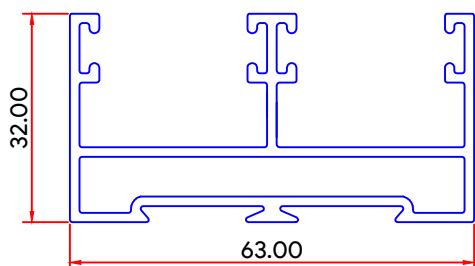
WEIGHT. : 3.20-3.50 KG / 12'

SEC. NO. : 3096



WEIGHT. : 5.00-5.30 KG / 12'

SEC. NO. : 3055



WEIGHT. : 3.20-3.50 KG / 12'



JHALANI EXTRUSION

(A UNIT OF P.R.C.M. METAL)

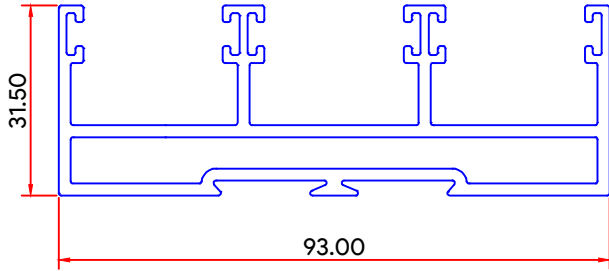
C-36, Riico Industrial Area, Neemrana, District : Alwar, (Raj.) 301705
Contact : 9716031516, 09953239231 E-Mail : jhalaniextrusion@yahoo.com

SLIDING SECTION

ARCHITECTURAL

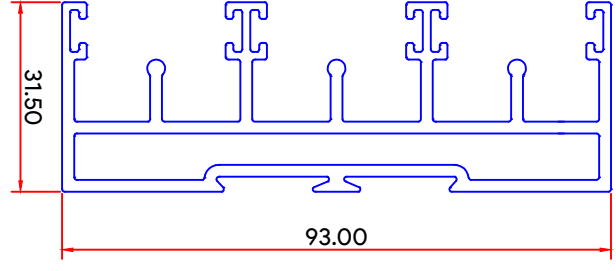
18 MM SLIDING WINDOW SECTION SERIES

SEC. NO. : JE-5001



WEIGHT. : 6.70-7.00 KG / 12'

SEC. NO. : JE-5002



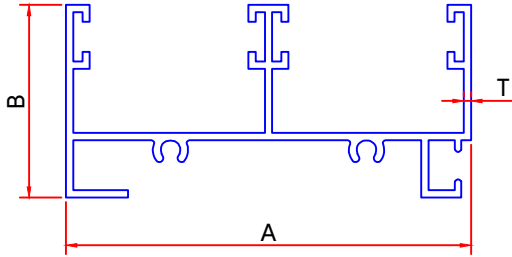
WEIGHT. : 7.70-8.00 KG / 12'



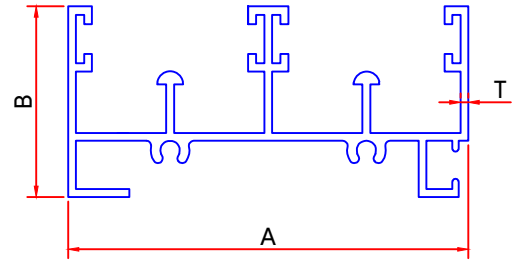
SLIDING SECTION

ARCHITECTURAL

20 MM SLIDING WINDOW SECTION SERIES

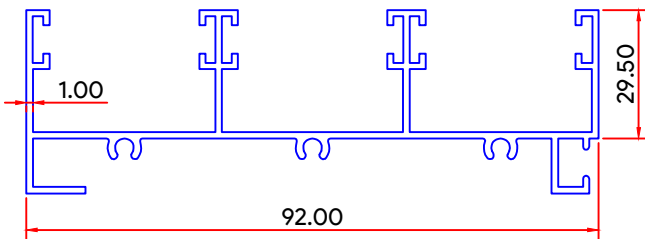


SEC. NO.	A	B	T	WEIGHT/12'
3045	62.00	29.50	0.90	1.80-2.00
3046	62.00	29.50	1.25	2.40-2.80



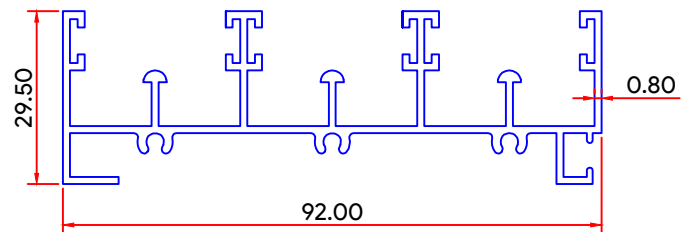
SEC. NO.	A	B	T	WEIGHT/12'
3065	62.00	29.50	0.85	2.00-2.30
3066	62.00	29.50	1.20	2.40-2.80

SEC. NO. : 3085



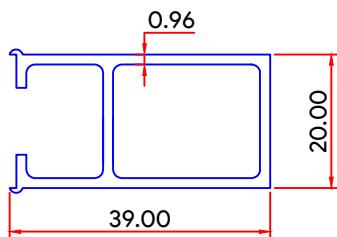
WEIGHT. : 2.40-2.80 KG / 12'

SEC. NO. : 4045



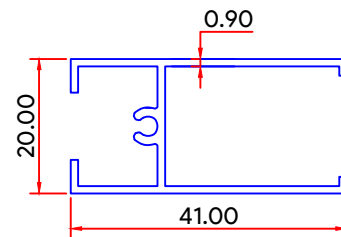
WEIGHT. : 2.80-3.10 KG / 12'

SEC. NO. : 3310



WEIGHT. : 1.20-1.50 KG / 12'

SEC. NO. : 3210



WEIGHT. : 1.40-1.60 KG / 12'

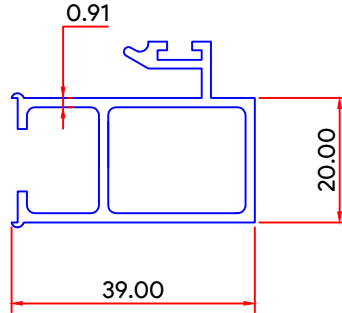


SLIDING SECTION

ARCHITECTURAL

20 MM SLIDING WINDOW SECTION SERIES

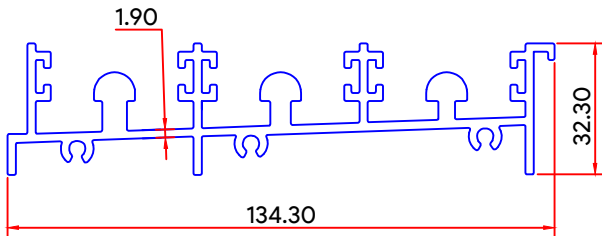
SEC. NO. : 3015



WEIGHT. : 1.20-1.50 KG / 12'

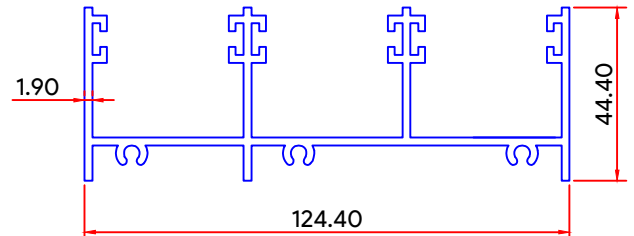
25 MM SLIDING WINDOW SECTION SERIES

SEC. NO. : 4088



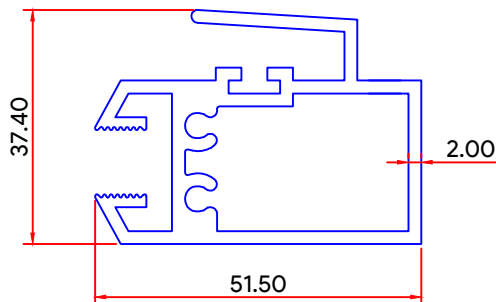
WEIGHT. : 9.00-9.30 KG / 12'

SEC. NO. : 4088



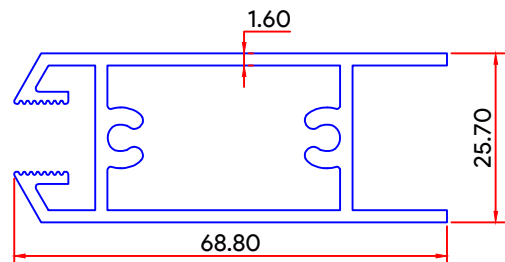
WEIGHT. : 6.80-7.30 KG / 12'

SEC. NO. : 3115



WEIGHT. : 4.50-4.80 KG / 12'

SEC. NO. : 3315



WEIGHT. : 4.50-4.80 KG / 12'

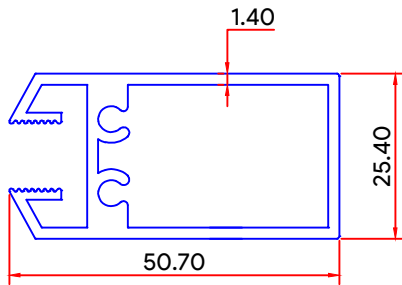


SLIDING SECTION

ARCHITECTURAL

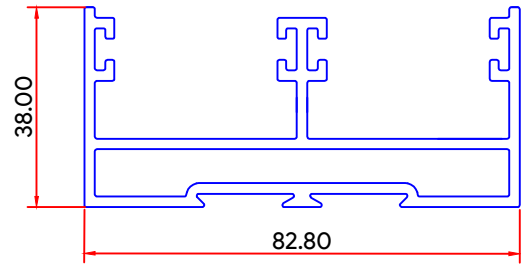
25 MM SLIDING WINDOW SECTION SERIES

SEC. NO. : 3215



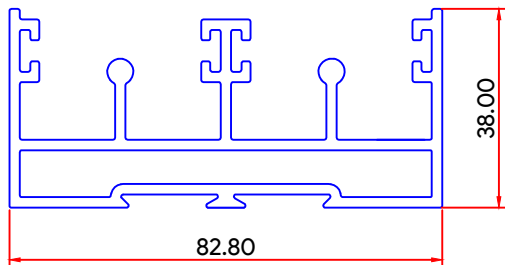
WEIGHT. : 3.00-3.50 KG / 12'

SEC. NO. : 3085



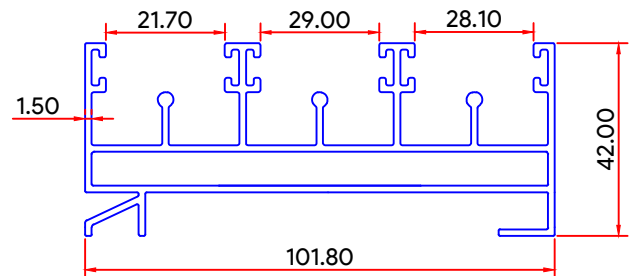
WEIGHT. : 6.50-6.70 KG / 12'

SEC. NO. : 3086



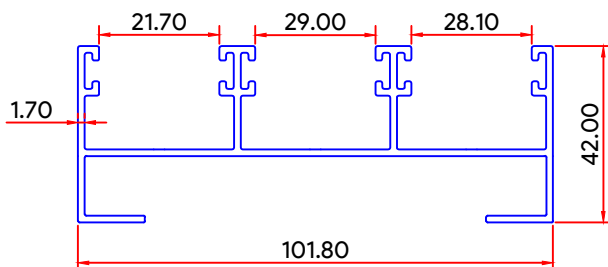
WEIGHT. : 6.70-6.90 KG / 12'

SEC. NO. : 3052



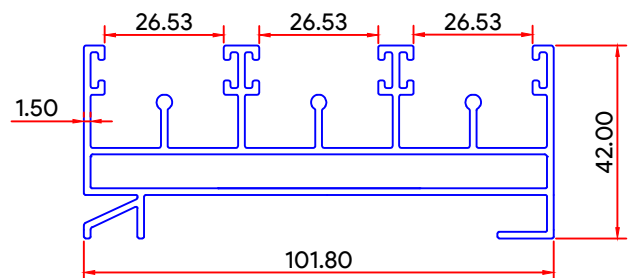
WEIGHT. : 7.20-7.50 KG / 12'

SEC. NO. : 3095



WEIGHT. : 4.80-5.20 KG / 12'

SEC. NO. : 3053



WEIGHT. : 7.20-7.50 KG / 12'

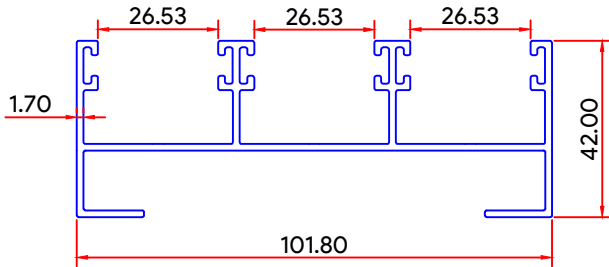


SLIDING SECTION

ARCHITECTURAL

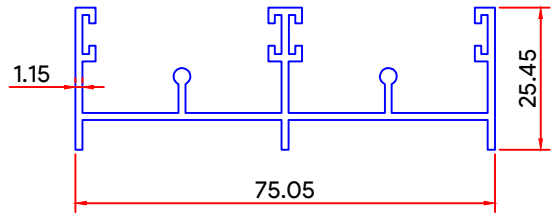
25 MM SLIDING WINDOW SECTION SERIES

SEC. NO. : 3094



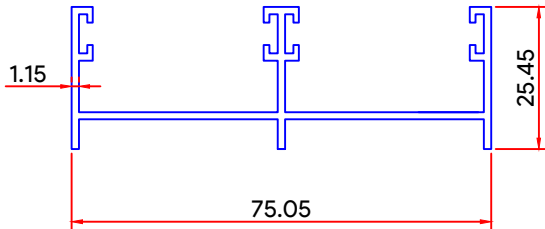
WEIGHT. : 4.80-5.20 KG / 12'

SEC. NO. : 4056

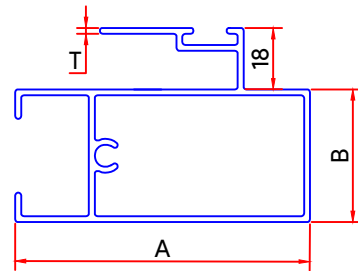


WEIGHT. : 2.20-2.40 KG / 12'

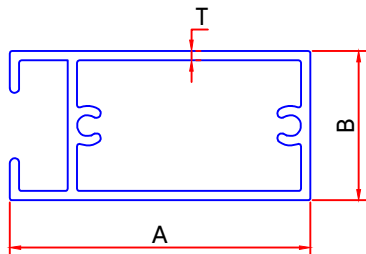
SEC. NO. : 4066



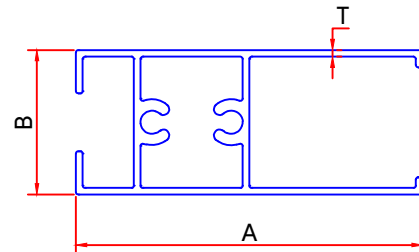
WEIGHT. : 2.20-2.40 KG / 12'



SEC. NO.	A	B	T	WEIGHT/12'
3116	43.00	25.00	1.25	2.20-2.50
3117	50.00	22.00	1.25	2.20-2.50



SEC. NO.	A	B	T	WEIGHT/12'
3316	50.00	25.00	1.20	1.80-2.20
3317	50.00	22.00	1.20	1.80-2.10
3318	43.00	25.00	1.25	1.90-2.30



SEC. NO.	A	B	T	WEIGHT/12'
3216	60.00	25.00	1.25	2.30-2.50
3217	60.00	22.00	1.25	2.10-2.30
3218	50.00	25.00	1.35	2.00-2.40

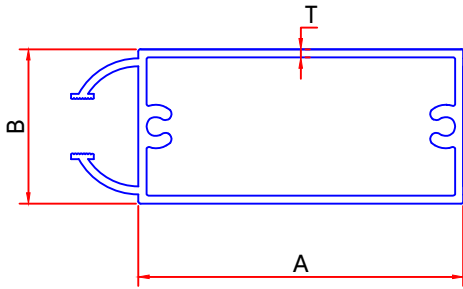


SLIDING SECTION

ARCHITECTURAL

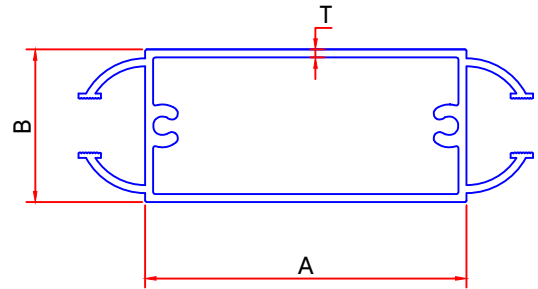
25 MM MOULDING SLIDING SERIES

HANDLE



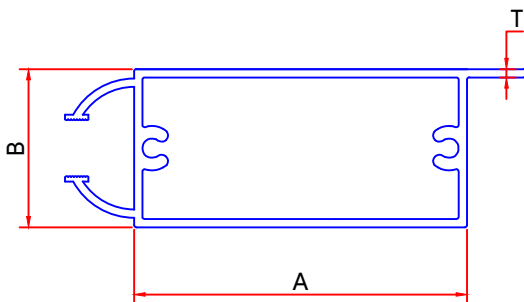
SEC. NO.	A	B	T	WEIGHT/12'
3219	66.00	26.00	1.40	2.20-2.40
3220	66.00	26.00	1.60	3.00-3.20

CENTER



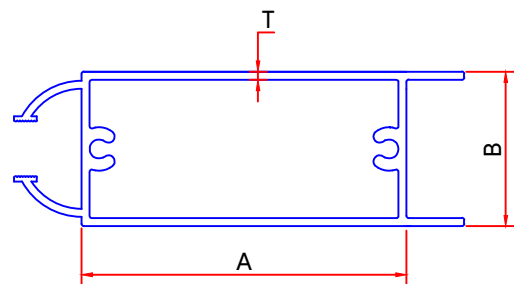
SEC. NO.	A	B	T	WEIGHT/12'
3223	56.00	26.00	1.40	2.20-2.40
3222	56.00	26.00	1.60	3.00-3.20

TOP BOTTOM SINGLE LEG



SEC. NO.	A	B	T	WEIGHT/12'
3221	56.00	26.00	1.20	2.20-2.40
3222	56.00	26.00	1.40	3.00-3.20

TOP BOTTOM



SEC. NO.	A	B	T	WEIGHT/12'
3226	56.00	26.00	1.40	2.20-2.40
3226	56.00	26.00	1.60	3.00-3.20



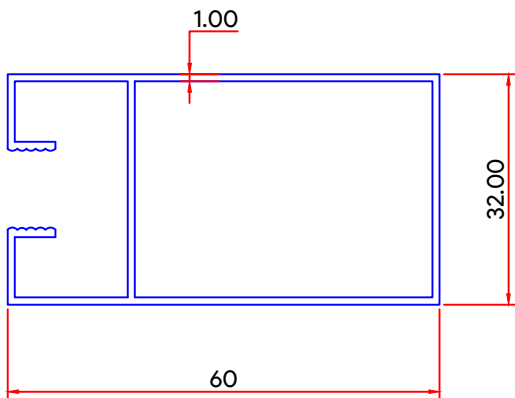
SLIDING SECTION

ARCHITECTURAL

63 MM SLIDING SERIES

SEC. NO. : 4051

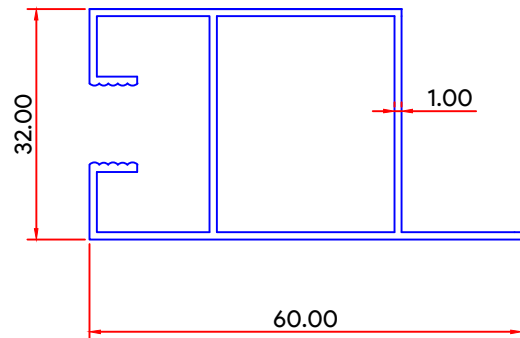
HANDLE



WEIGHT. : 2.050-2.250 KG / 12'

SEC. NO. : 4054

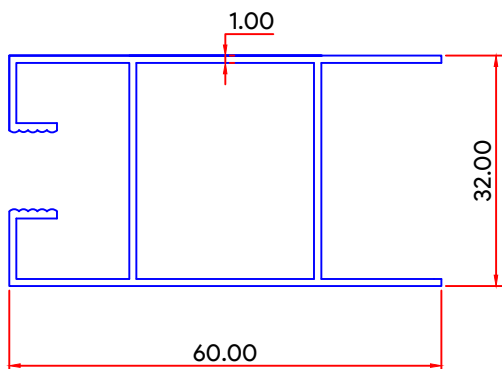
TOP BOTTOM SINGLE LEG



WEIGHT. : 2.00-2.200 KG / 12'

SEC. NO. : 4053

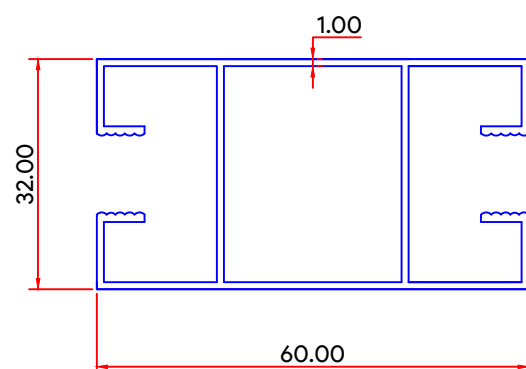
TOP BOTTOM



WEIGHT. : 2.100-2.300 KG / 12'

SEC. NO. : 4052

MIDDLE



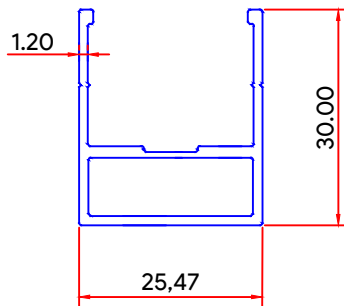
WEIGHT. : 2.350-2.500 KG / 12'



SLIDING SECTION

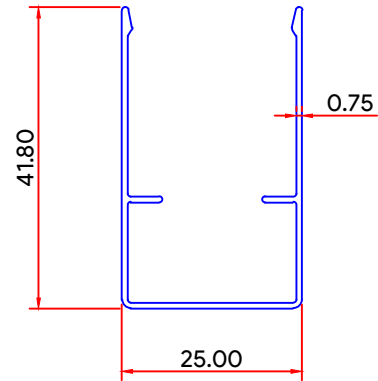
ARCHITECTURAL

SEC. NO. : 7369



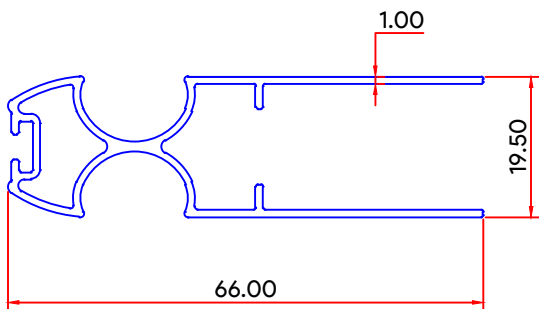
WEIGHT. : 1.360 KG/ 12'

SEC. NO. : 7430



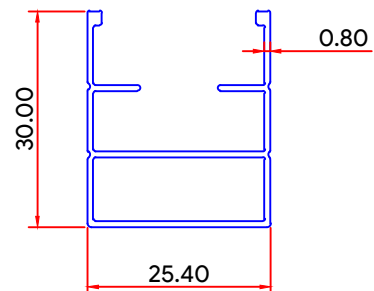
WEIGHT. : 0.935 KG / 12'

SEC. NO. : 7370



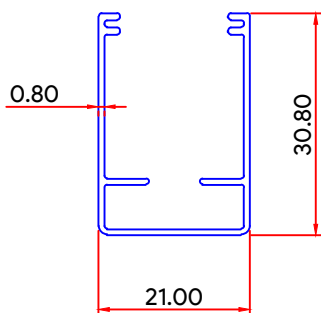
WEIGHT. : 1.830 KG/ 12'

SEC. NO. : 7336



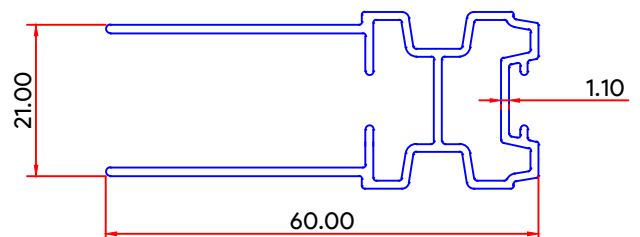
WEIGHT. : 0.992 KG/ 12'

SEC. NO. : 7484



WEIGHT. : 0.818 KG/ 12'

SEC. NO. : 7300



WEIGHT. : 2.190 KG/ 12'



JHALANI EXTRUSION

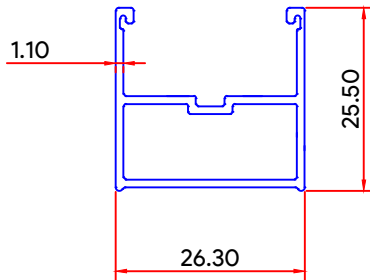
(A UNIT OF P.R.C.M. METAL)

C-36, Riico Industrial Area, Neemrana, District : Alwar, (Raj.) 301705
Contact : 9716031516, 09953239231 E-Mail : jhalaniextrusion@yahoo.com

SLIDING SECTION

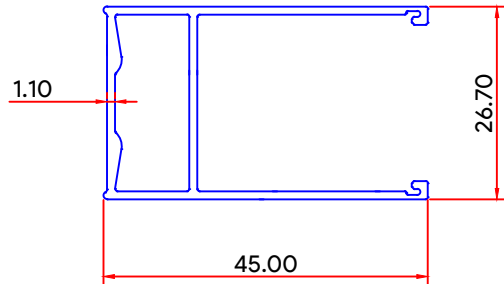
ARCHITECTURAL

SEC. NO. : 7299



WEIGHT. : 1.140 KG/ 12'

SEC. NO. : 7298



WEIGHT. : 1.620 KG / 12'