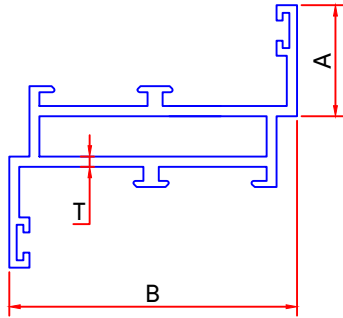




CASEMENT WINDOW SECTION

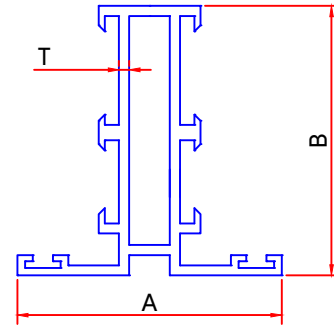
ARCHITECTURAL

BIG HOLLOW - Z



SEC. NO.	A	B	T	WEIGHT/12'
3340	36.00	57.00	1.57	3.00-3.30
3341	36.00	57.00	1.80	3.40-3.80
3342	36.00	57.00	2.00	3.80-4.10
3343	36.00	57.00	2.50	4.80-5.00
3344	36.00	57.00	3.00	6.00-6.50

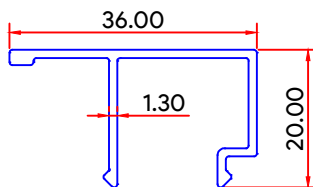
BIG MULLION



SEC. NO.	A	B	T	WEIGHT/12'
3350	61.20	50.00	1.50	3.00-3.60
3351	61.20	50.00	2.50	4.80-5.00

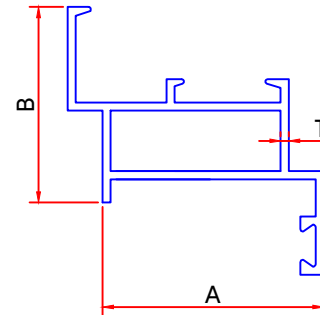
SEC. NO. : 19390

BIG HOLLOW - Z CLIP



WEIGHT. : .950-1.050 KG / 12'

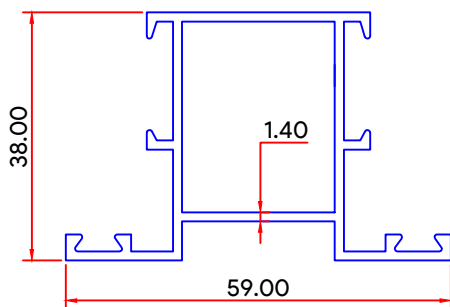
SMALL HOLLOW - Z



SEC. NO.	A	B	T	WEIGHT/12'
3335	92.00	69.70	1.20	1.70-2.00
3336	36.00	57.00	1.40	2.00-2.50
3337	36.00	57.00	1.60	2.60-2.90

SEC. NO. : 3352

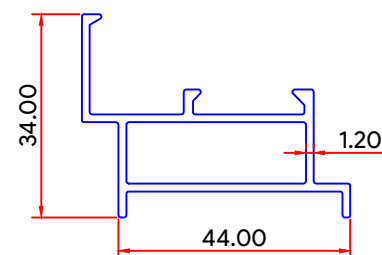
SMALL MULLION



WEIGHT. : 2.60-3.00 KG / 12'

SEC. NO. : 3356

LAME-Z



WEIGHT. : 1.80-2.20 KG / 12'

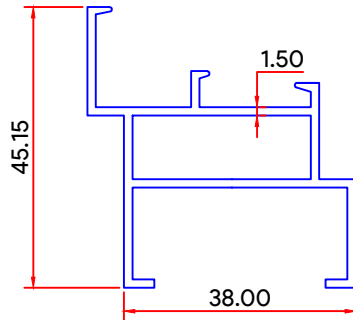


CASEMENT WINDOW SECTION

ARCHITECTURAL

SEC. NO. : 3050

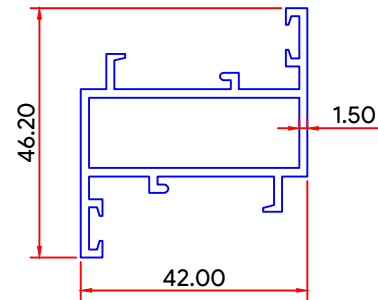
BOX-Z



WEIGHT. : 2.30-2.80 KG / 12'

SEC. NO. : 3345

Z-INNER

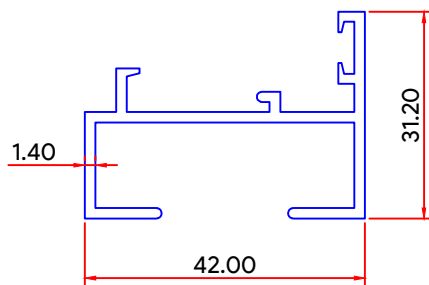


WEIGHT. : 2.40-2.80 KG / 12'

42 MM SERIES

SEC. NO. : 3332

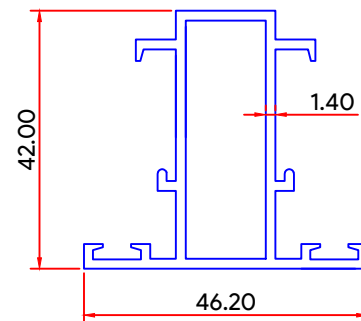
Z-OUTER FRAME



WEIGHT. : 1.80-2.10 KG / 12'

SEC. NO. : 3353

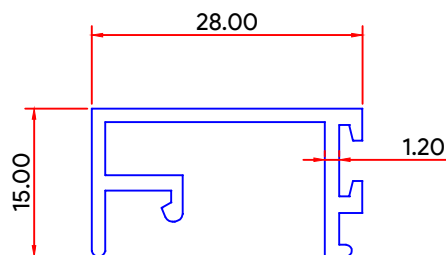
MULLION



WEIGHT. : 2.40-2.80 KG / 12'

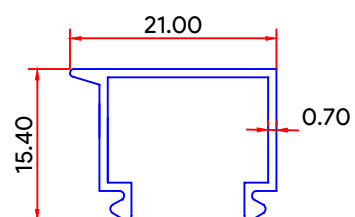
SEC. NO. : 3331

Z-CLIP



WEIGHT. : 0.90-1.00 KG / 12'

SEC. NO. : 1733



WEIGHT. : 0.45-0.50 KG / 12'

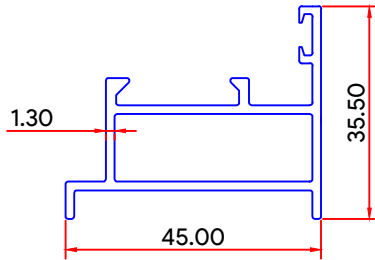


CASEMENT WINDOW SECTION

ARCHITECTURAL

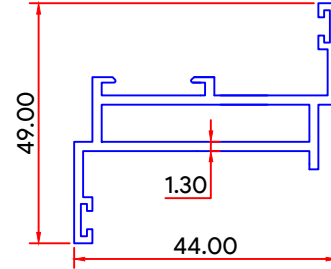
SEC. NO. : 3357

LAME-Z



WEIGHT. : 1.90-2.10 KG / 12'

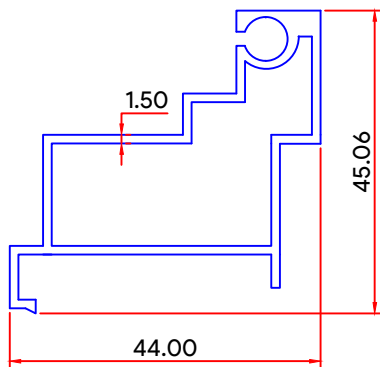
SEC. NO. : 3348



WEIGHT. : 2.00-2.30 KG / 12'

SEC. NO. : 2025

Z-ZALI



WEIGHT. : 2.70-2.80 KG / 12'



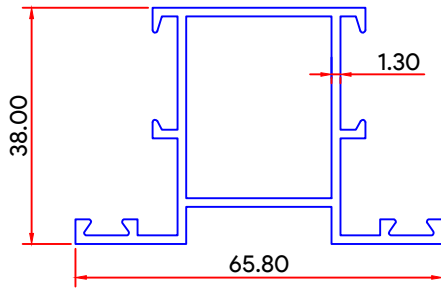
CASEMENT WINDOW SECTION

ARCHITECTURAL

34 MM SERIES

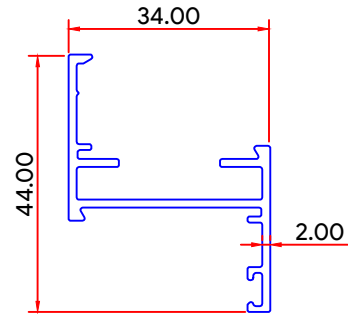
SEC. NO. : 3354

MULLION



WEIGHT. : 2.50-2.80 KG / 12'

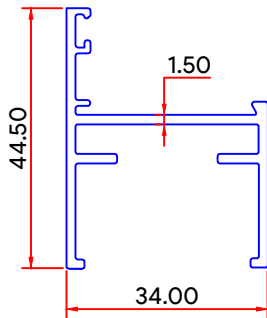
SEC. NO. : JE-279



WEIGHT. : 1.50-1.80 KG / 12'

SEC. NO. : JE-278

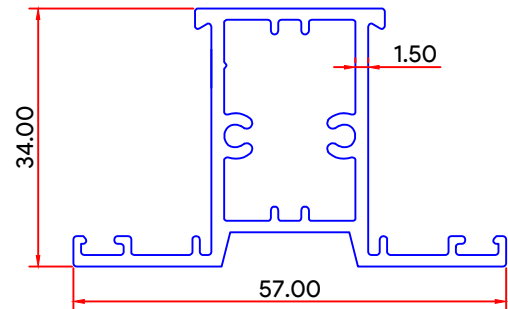
OUTER



WEIGHT. : 1.90-2.10 KG / 12'

SEC. NO. : JE-195

MULLION



WEIGHT. : 2.70-3.00 KG / 12'



JHALANI EXTRUSION

(A UNIT OF P.R.C.M. METAL)

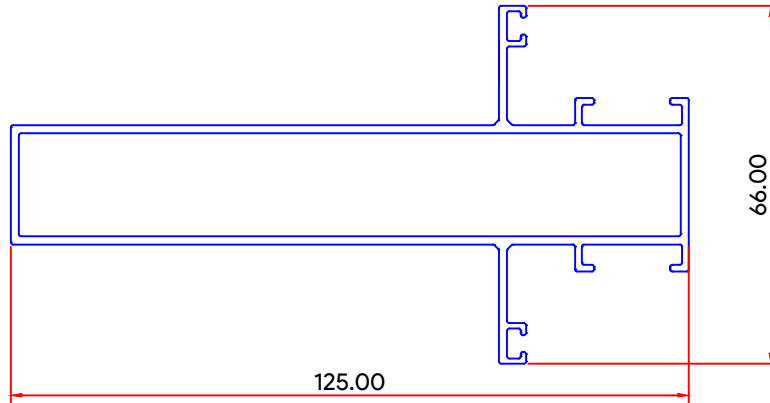
C-36, Riico Industrial Area, Neemrana, District : Alwar, (Raj.) 301705
Contact : 9716031516, 09953239231 E-Mail : jhalaniextrusion@yahoo.com

CASEMENT WINDOW SECTION

ARCHITECTURAL

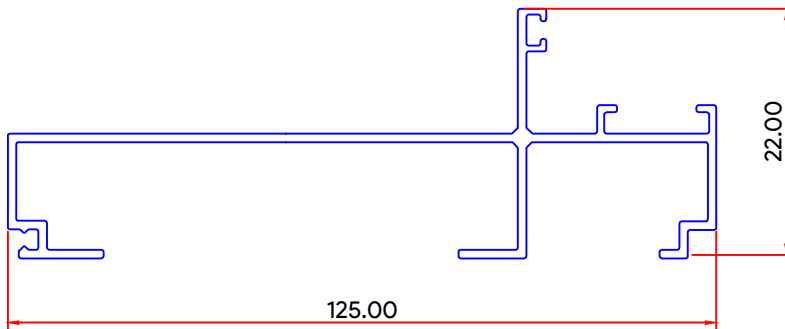
Z - SERIES

SEC. NO. : JE-009



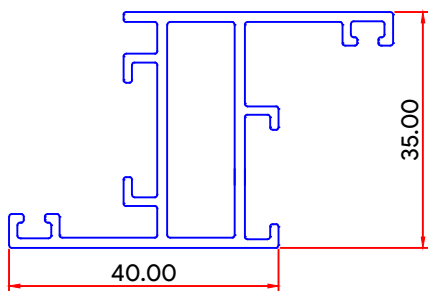
WEIGHT. : 5.70-6.00 KG / 12'

SEC. NO. : JD-011



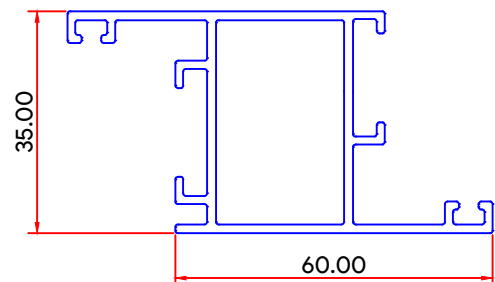
WEIGHT. : 5.70-6.00 KG / 12'

SEC. NO. : JE-041



WEIGHT. : 3.80-4.00 KG / 12'

SEC. NO. : JE-031



WEIGHT. : 4.00-4.50 KG / 12'



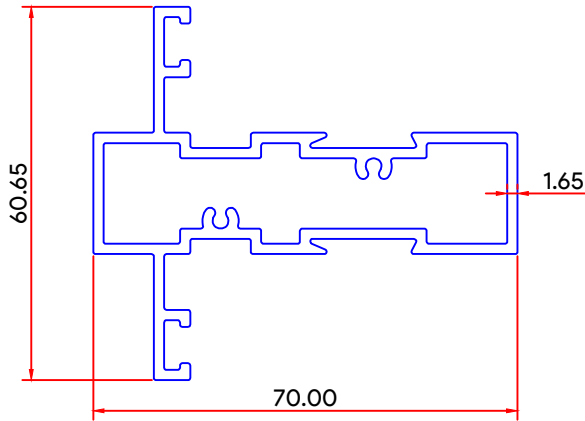
CASEMENT WINDOW SECTION

ARCHITECTURAL

Z - SERIES

SEC. NO. : JE-053

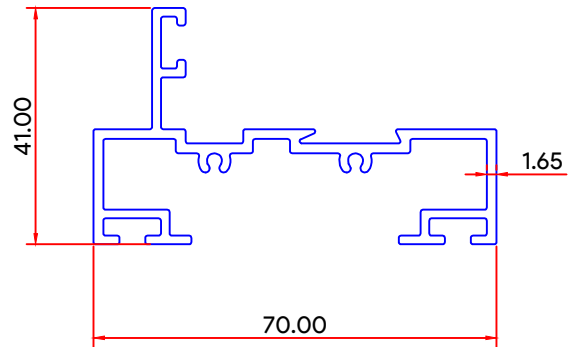
DOUBLE PARTITION



WEIGHT. : 4.00-4.40 KG / 12'

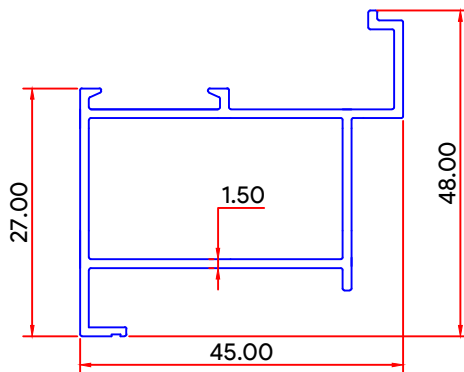
SEC. NO. : JE-055

SINGLE PARTITION



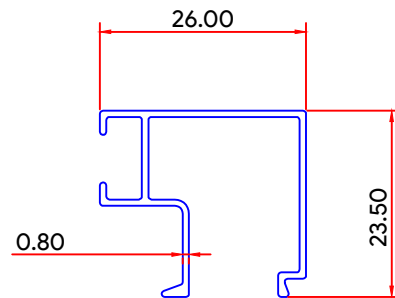
WEIGHT. : 3.50-3.80 KG / 12'

SEC. NO. : 2014



WEIGHT. : 2.50-2.70 KG / 12'

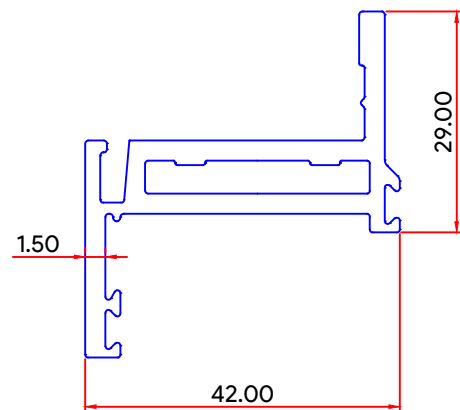
SEC. NO. : JE-054



WEIGHT. : 0.950-1.50 KG / 12'

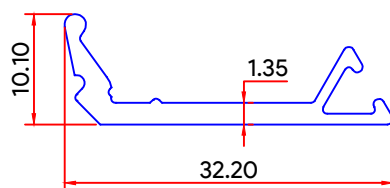
SEC. NO. : 5056

40 MM SHUTTER FRAME



WEIGHT. : 2.10-2.40 KG / 12'

SEC. NO. : 5055



WEIGHT. : 0.650-0.750 KG / 12'

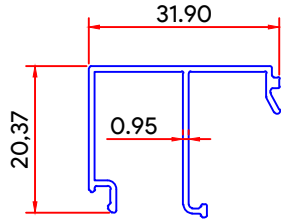


CASEMENT WINDOW SECTION

ARCHITECTURAL

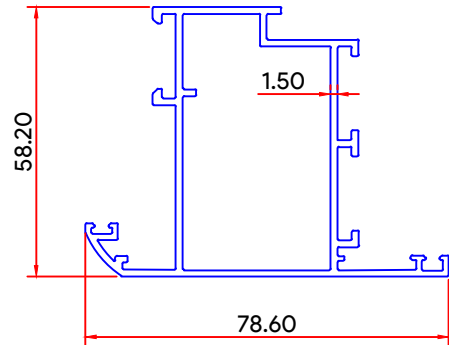
50 MM SERIES

SEC. NO. : 7447



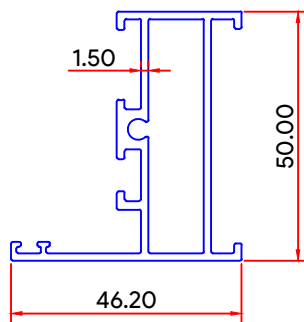
WEIGHT. : 0.895 KG / 12'

SEC. NO. : 6166



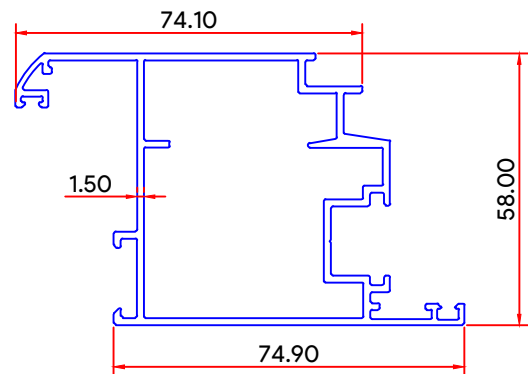
WEIGHT. : 4.195 KG / 12'

SEC. NO. : 7446



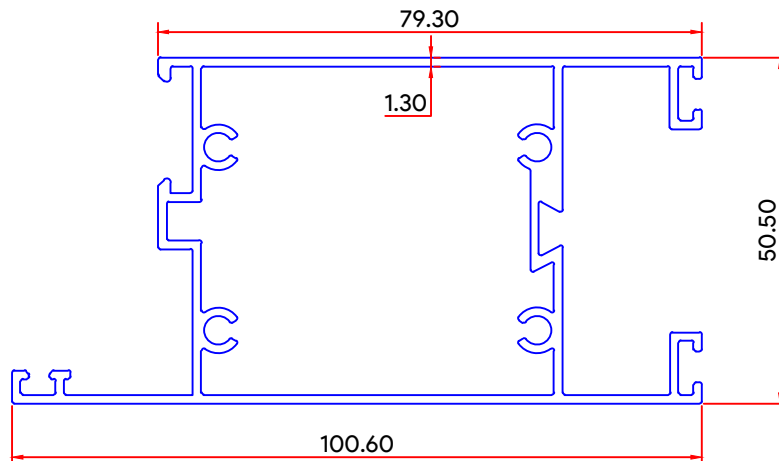
WEIGHT. : 3.015 KG / 12'

SEC. NO. : 6164



WEIGHT. : 5.100 KG / 12'

SEC. NO. : 6160



WEIGHT. : 5.120 KG / 12'



JHALANI EXTRUSION

(A UNIT OF P.R.C.M. METAL)

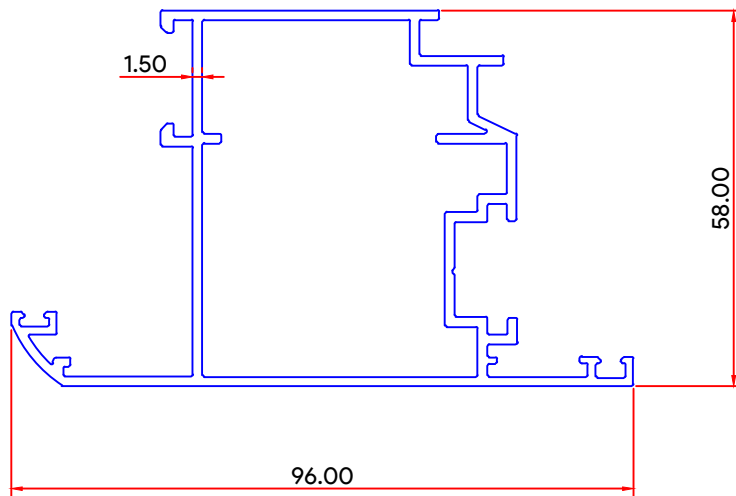
C-36, Riico Industrial Area, Neemrana, District : Alwar, (Raj.) 301705
Contact : 9716031516, 09953239231 E-Mail : jhalaniextrusion@yahoo.com

CASEMENT WINDOW SECTION

ARCHITECTURAL

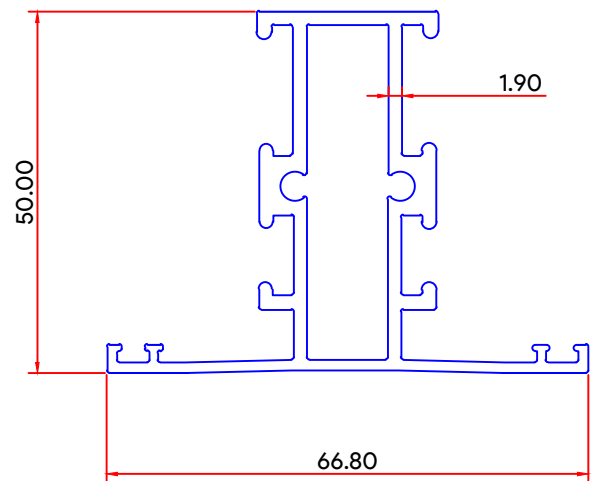
50 MM SERIES

SEC. NO. : 6165



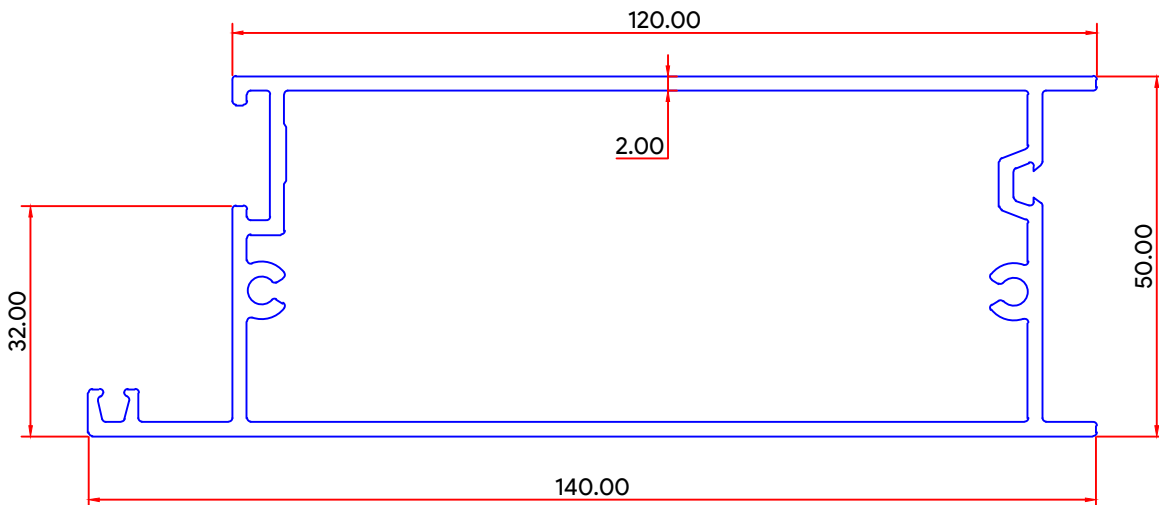
WEIGHT. : 4.915 KG / 12'

SEC. NO. : 8614



WEIGHT. : 4.271 KG / 12'

SEC. NO. : 6119



WEIGHT. : 7.890 KG / 12'

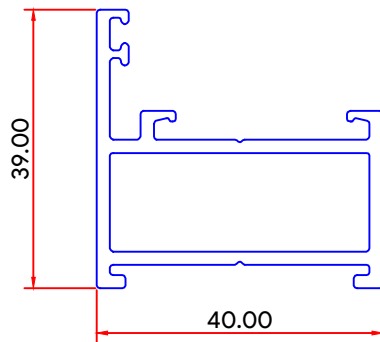


CASEMENT WINDOW SECTION

ARCHITECTURAL

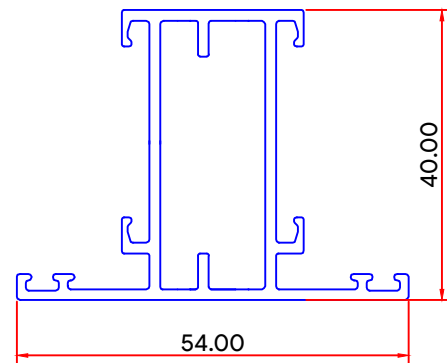
40 MM SERIES

SEC. NO. : JD-428



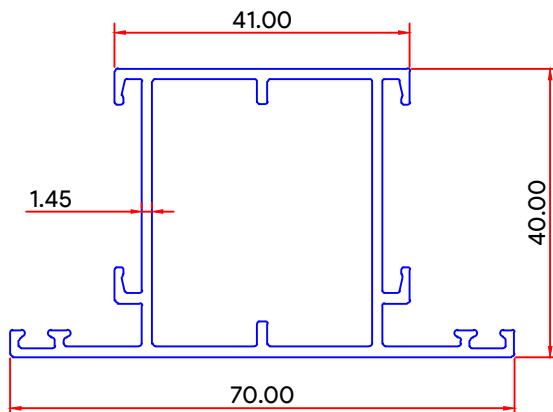
WEIGHT. : 2.00-2.200 KG / 12'

SEC. NO. : JD-427



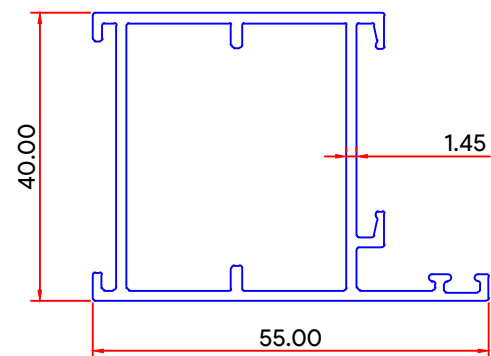
WEIGHT. : 2.700-3.100 KG / 12'

SEC. NO. : 8556



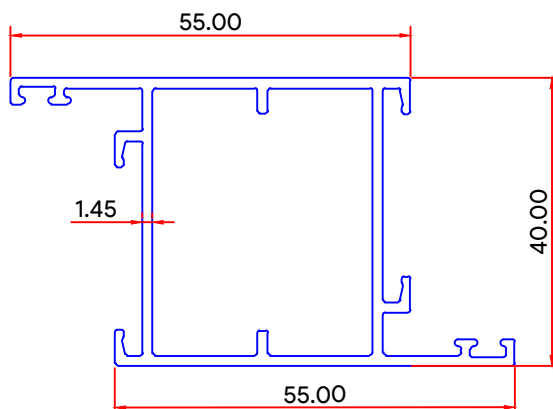
WEIGHT. : 3.160 KG / 12'

SEC. NO. : 8557



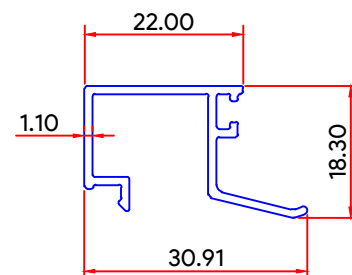
WEIGHT. : 2.800 KG / 12'

SEC. NO. : 8561



WEIGHT. : 3.160 KG / 12'

SEC. NO. : 8561-A



WEIGHT. : 0.830 KG / 12'

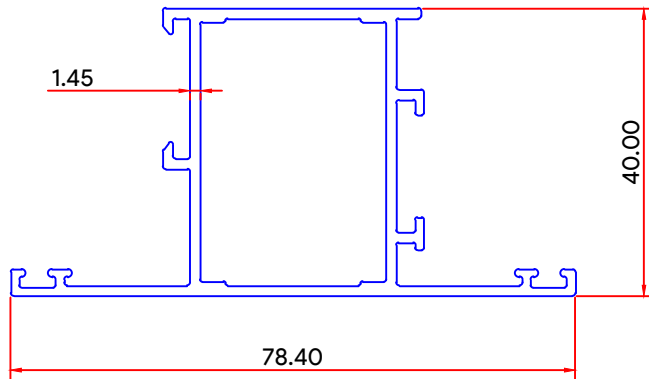


CASEMENT WINDOW SECTION

ARCHITECTURAL

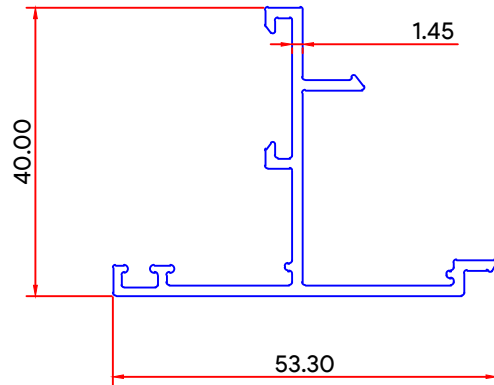
40 MM SERIES

SEC. NO. : 8629



WEIGHT. : 3.178 KG / 12'

SEC. NO. : 8630



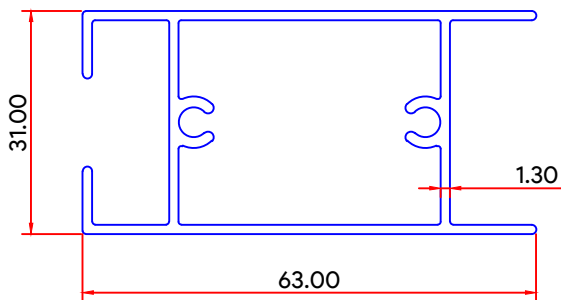
WEIGHT. : 1.738 KG / 12'



CASEMENT WINDOW SECTION

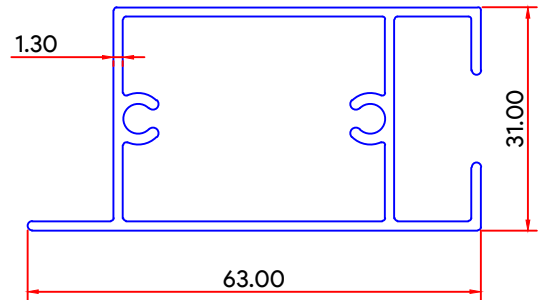
ARCHITECTURAL

SEC. NO. : 8545



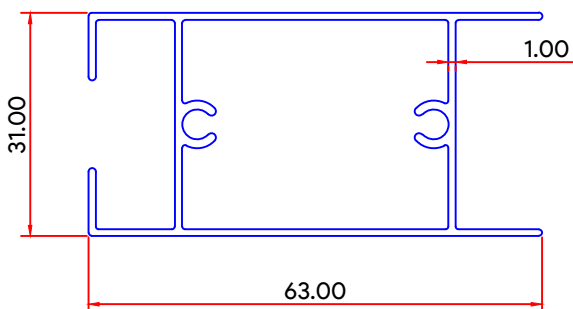
WEIGHT. : 2.866 KG / 12'

SEC. NO. : 8546



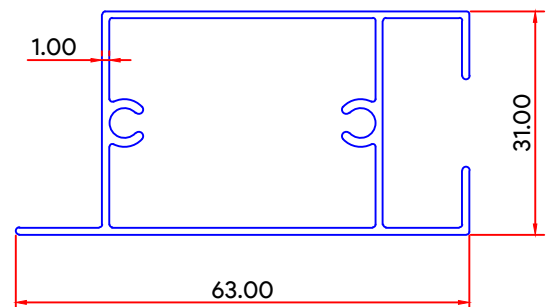
WEIGHT. : 2.713 KG / 12'

SEC. NO. : 8547



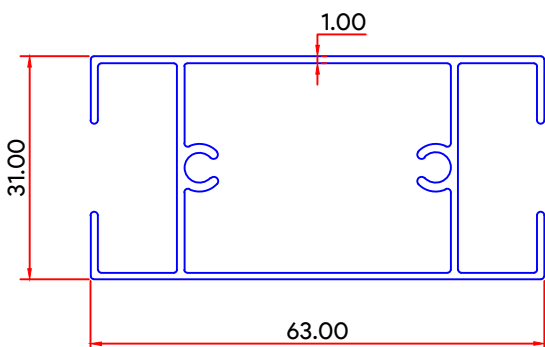
WEIGHT. : 2.173 KG / 12'

SEC. NO. : 8548



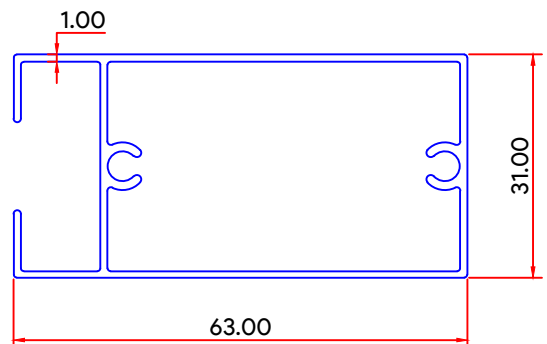
WEIGHT. : 2.066 KG / 12'

SEC. NO. : 8549



WEIGHT. : 2.342 KG / 12'

SEC. NO. : 8550



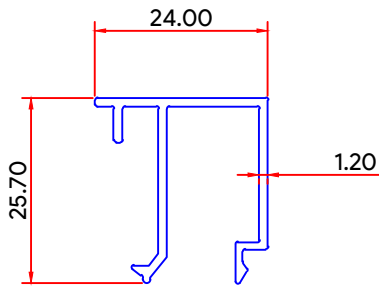
WEIGHT. : 2.175 KG / 12'



CASEMENT WINDOW SECTION

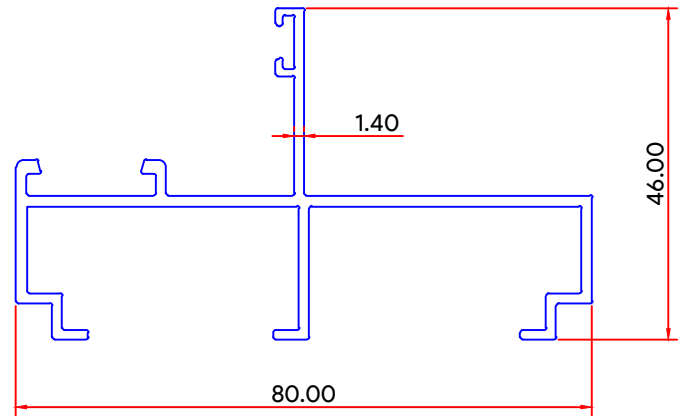
ARCHITECTURAL

SEC. NO. : 8603



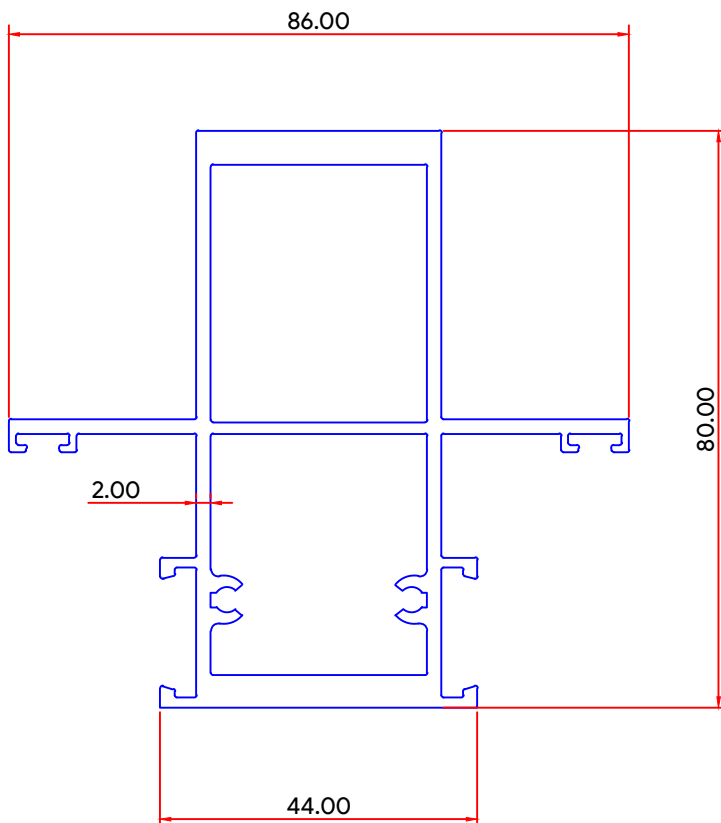
WEIGHT. : 0.978 KG / 12'

SEC. NO. : 6292



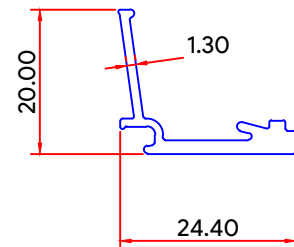
WEIGHT. : 2.898 KG / 12'

SEC. NO. : 6293



WEIGHT. : 8.215 KG / 12'

SEC. NO. : 6294



WEIGHT. : 0.816 KG / 12'